

TUKWILA TREE GIVEAWAY

ABOUT

The city of Tukwila is giving away free trees to grow our urban forest. Tukwila has been a Tree City USA for over 20 years - trees are an important part of a healthy city.

Private property owners and tenants with permission from the landowner can apply to receive up to 2 free trees. Trees will come in 3-5 gallon pots and will be about 4-6 feet tall when you receive them.

TREE OPTIONS

There are 10 tree options ranging in size and necessary growing conditions. Learn about each of the trees below and on the next page.

Medium Trees
30-60 feet at maturity

Tall Trees
60-100 feet at maturity

Very Tall Trees
100+ feet at maturity

HOW TO ORDER

- 1 Assess your location and determine what tree(s) work in your space.
- 2 Submit an application between June 4th - August 29th - form.jotform.com/Tukwila/tree-giveaway-2024
- 3 Pick up your tree at Hazelnut Park (14475 59th Ave S, Tukwila) on October 5th between 10am-1pm. Limited delivery is available.
- 4 Plant your tree! We will send planting instructions before you pick-up your tree. We will follow up after trees are distributed requesting photos and to provide tree care guidance.

SHORE PINE

Pinus contorta

Height: 45+ ft.

Width: 30+ ft.

Shape: Pyramidal

Light needs: Full sun

Soil needs: Adaptable

- Native to Washington
- Smaller evergreen tree
- Provides year-round habitat to wildlife
- Tolerates tough conditions
- Self-mulching, drops needles and cones



GOLDEN RAIN TREE

Koelreuteria paniculata

Height: 40+ ft.

Width: 40+ ft.

Shape: Oval

Light needs: Full sun

Soil needs: Adaptable

- Deciduous tree (will lose leaves in the fall)
- Showy yellow flowers
- Fast growing and adaptable
- Can tolerate drought and air pollution well



CHINESE PISTACHIO

Pistacia chinensis

Height: 30+ ft.

Width: 20+ ft.

Shape: Oval

Light needs: Full sun

Soil needs: Adaptable

- Deciduous tree (will lose leaves in the fall)
- Bright red fall color
- Fast growing and very tolerant of tough conditions
- Can be gangly when young, may require skilled pruning to gently shape the form
- Produces inedible nuts only if male and female trees present



BALD CYPRESS

Taxodium distichum

'Shawnee Brave'

Height: 50+ ft.

Width: 15+ ft.

Shape: Pyramidal

Light needs: Full sun

Soil needs: Adaptable, enjoys wet areas

- Deciduous conifer (will lose needles in the fall)
- Delicate foliage
- Beautiful form
- Vibrant bronze fall color
- Somewhat narrow tree
- Also known as swamp cypress, native to the South of the U.S., used in gardens worldwide



MADRONA

Arbutus menziesii

Height: 50+ ft.

Width: 25+ ft.

Shape: Oval

Light needs: Full sun

Soil: Well-drained, rocky okay

- Native to Washington
- Drought tolerant
- Evergreen tree with broad leaves
- Beautiful peeling bark
- Flowers are excellent for pollinators and fruits are great food source for wildlife
- Transplanting can be difficult, do not disturb roots when planting



RIVER BIRCH

Betula nigra

Height: 50+ ft.


Width: 30+ ft.

Shape: Oval

Light needs: Full sun/partial shade

Soil needs: Adaptable

- Deciduous tree (will lose leaves in the fall)
- Vibrant yellow fall color
- Interesting peeling bark
- Produces small nutlets for birds to eat in fall
- Resistant to pests and disease (such as bronze birch borer)



TULIP TREE

Liriodendron tulipifera

Height: 60+ ft.

Width: 30+ ft.

Shape: Pyramidal

Light needs: Full sun

Soil needs: Adaptable

- Deciduous tree (will lose leaves in the fall)
- Showy yellow flowers that look like tulips
- Vibrant yellow fall color
- Fast growing and adaptable
- Somewhat narrow habit



WILLOW OAK

Quercus phellos

Height: 50+ ft.


Width: 25+ ft.

Shape: Oval

Light needs: Full sun

Soil needs: Adaptable

- Deciduous tree (will lose leaves in the fall)
- Delicate attractive leaves
- Bright yellow fall color
- Fast growing and adaptable
- Can tolerate drought and air pollution well
- Produces edible acorns once mature



WESTERN HEMLOCK

Tsuga heterophylla

Height: 100+ ft.

Width: 30+ ft.

Shape: Pyramidal

Light needs: Shade or full sun

Soil needs: Avg.

- Washington's state tree!
- Beautiful form, lg. evg. tree
- Feathery, delicate foliage
- Maintain or prune up lower limbs over time
- Excellent habitat and food source for wildlife
- Not recommended over patios, cars, etc. as harmless insects drop sticky honeydew



GRAND FIR

Abies grandis

Height: 100+ ft.


Width: 30+ ft.

Shape: Pyramidal

Light needs: Full sun/
partial shade

Soil needs: Avg., well-drained

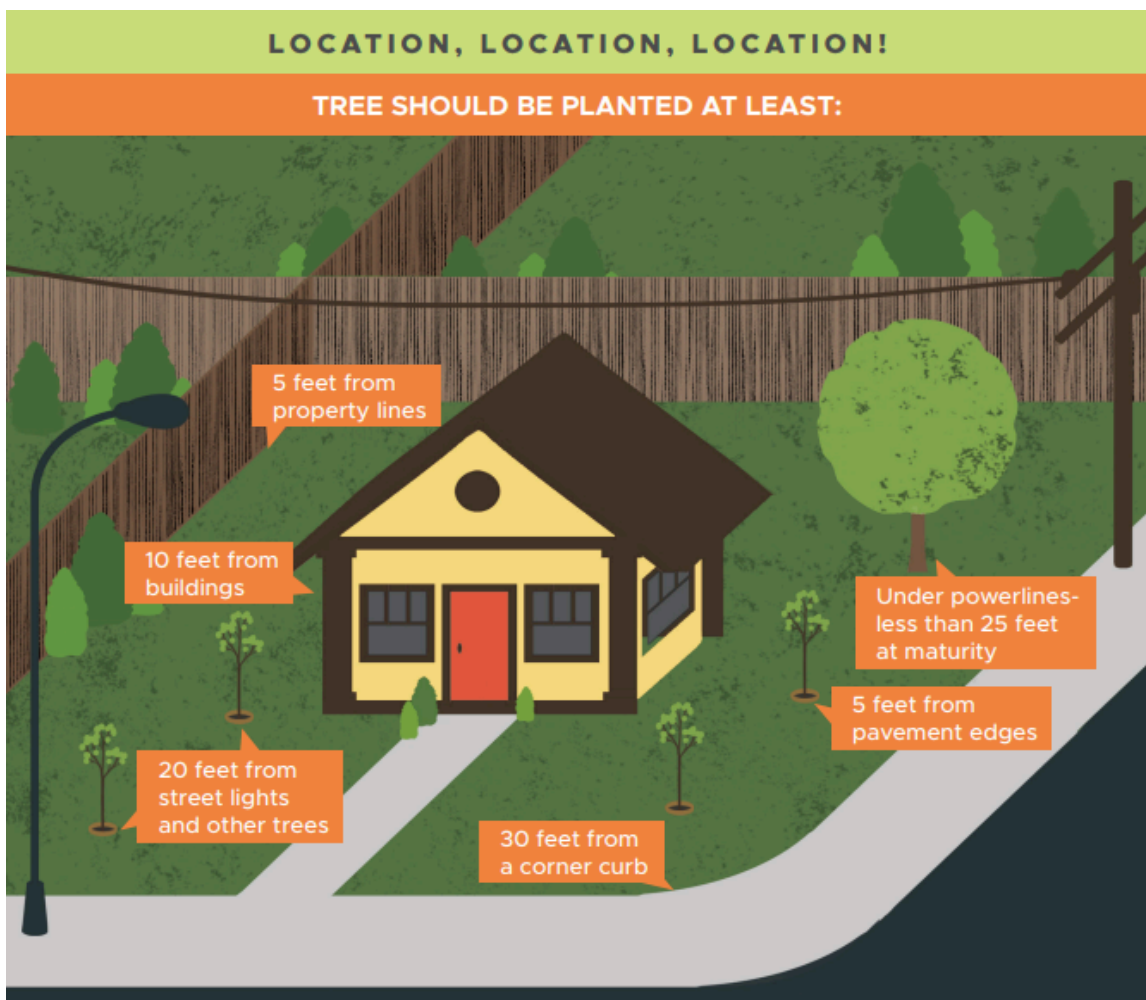
- Native to Washington
- Attractive form
- Large evergreen tree
- Handsome, tidy foliage
- Fantastic habitat and food source for wildlife



CHOOSING THE RIGHT PLACE

Choosing the 'Right Tree, Right Place' is important for the health of your tree. Please take some time to find a good location for your tree before ordering.

- Observe the sun and water patterns in your space. Is your potential planting location in direct sun? Is it shaded for part of the day? Is the ground usually dry or do you find water?
- Note how large your desired tree gets, use google to look at aerial imagery of your property to visualize what a 30+ ft. mature tree will look like in your space
- Ensure planting location has adequate spacing from underground and overhead utilities such as water and sewer lines and backyard power lines. We recommend you call 811, the free service to help you locate utilities



Graphic courtesy of the City of Kirkland, made possible by funding from Washington Department of Ecology

If you need help selecting a tree call, text, or email Maya Klem - maya.klem@kingcd.org; 206-379-5290

