

TUKWILA TREE GIVEAWAY

ABOUT

The city of Tukwila is giving away free trees to grow our urban forest. Tukwila has been a Tree City USA for over 20 years - trees are an important part of a healthy city.

Private property owners and tenants with permission from the landowner can apply to receive up to 2 free trees. Trees will come in 5-7 gallon pots and will be about 6 feet tall when you receive them.

TREE OPTIONS

There are 14 tree options ranging in size and necessary growing conditions. Learn about each of the trees below and on the next page.

Small Trees
20-30 feet at maturity

Medium Trees
30-60 feet at maturity

Tall Trees
60+ feet at maturity

CASCARA

Rhamnus purshiana

Height: 25 ft.

Width: 20 ft.

Shape: Oval

Light needs: Full sun/partial shade

Soil needs: Adaptable

- Native to Washington
- Deciduous tree (will lose leaves in the fall)
- Small purple berries in the summer for wildlife



VINE MAPLE

Acer circinatum

Height: 30 ft.


Width: 20 ft.

Shape: Oval

Light needs: Partial sun/shade

Soil needs: Moist and well draining

- Native to Washington
- Deciduous tree (will lose leaves in the fall)
- Vibrant fall color



HOW TO ORDER

- 1 Assess your location and determine what tree(s) work in your space.
- 2 Submit an application between July 17-September 15 form.jotform.com/Tukwila/2023TreeGiveaway
- 3 Pick up your tree at Hazelnut Park (14475 59th Ave S, Tukwila) on October 7th between 11am-2pm. Limited delivery is available.
- 4 Plant your tree! We will send planting instructions before you pick-up your tree. We will follow up after trees are distributed requesting photos and to provide tree care guidance.

CORNELIAN CHERRY DOGWOOD

Cornus mas

Height: 25 ft.

Width: 20 ft.

Shape: Pyramidal

Light needs: Full sun/partial shade

Soil needs: Adaptable

- Deciduous tree (will lose leaves in the fall)
- Showy, yellow flowers
- Produces edible fruits for humans and wildlife



ELIZABETH MAGNOLIA

Magnolia 'Elizabeth'

Height: 30 ft.


Width: 20 ft.

Shape: Pyramidal

Light needs: Full sun

Soil needs: Adaptable

- Deciduous tree (will lose leaves in the fall)
- Showy, fragrant yellow flowers
- Fast growing and adaptable



GOLDEN RAINTREE

Koelreuteria paniculata

Height: 40 ft.

Width: 40 ft.

Shape: Oval

Light needs: Full sun

Soil needs: Adaptable

- Deciduous tree (will lose leaves in the fall)
- Showy yellow flowers
- Fast growing and adaptable
- Can tolerate drought and air pollution well



SHORE PINE

Pinus contorta

Height: 45 ft.


Width: 30 ft.

Shape: Pyramidal

Light needs: Full sun

Soil needs: Adaptable

- Native to Washington
- Smaller evergreen tree
- Provides year-round habitat to wildlife
- Can withstand tough conditions



RIVER BIRCH

Betula nigra

Height: 50 ft.

Width: 30 ft.

Shape: Oval

Light needs: Full sun/partial shade

Soil needs: Adaptable

- Deciduous tree (will lose leaves in the fall)
- Vibrant fall color and interesting bark
- Produces small nutlets in the fall with seeds for birds to eat



SUNSHINE WESTERN RED- CEDAR

Thuja plicata 'Sunshine'

Height: 50 ft.

Width: 25 ft.

Shape: Pyramidal

Light needs: Full sun/partial shade

Soil needs: Moist

- Evergreen tree
- Large tree that provides habitat to wildlife
- Beautiful golden foliage in summer



COMMON BEECH

Fagus sylvatica

Height: 60 ft.

Width: 40 ft.

Shape: Oval

Light needs: Full sun

Soil needs: Moist/adaptable

- Deciduous tree (will lose leaves in the fall) with beautiful fall color
- Creates lots of shade and habitat for wildlife
- Produces small nuts for birds in the fall



DEODAR CEDAR

Cedrus deodara

Height: 60+ ft.

Width: 30 ft.

Shape: Pyramidal

Light needs: Full sun

Soil needs: Adaptable

- Evergreen tree
- Beautiful blue/green needles
- Large tree that provides wildlife habitat



DOUGLAS-FIR

Pseudotsuga menziesii

Height: 70+ ft.

Width: 20 ft.

Shape: Pyramidal

Light needs: Full sun

Soil needs: Well draining

- Native to Washington
- Evergreen tree
- Large tree that provides habitat to wildlife
- Produces cones



BIG-LEAF MAPLE

Acer macrophyllum

Height: 75+ ft.

Width: 60+ ft.

Shape: Oval

Light needs: Partial shade/full sun

Soil needs: Adaptable

- Native to Washington
- Deciduous tree (will lose leaves in the fall)
- Fast growing and adaptable
- Flowers are edible



INCENSE CEDAR

Calocedrus decurrens

Height: 75 ft.

Width: 15 ft.

Shape: Columnar

Light needs: Full sun/partial shade

Soil needs: Adaptable

- Evergreen tree
- Native to the cascade mountain range
- Thin, tall tree - good for smaller spaces



WESTERN RED-CEDAR

Thuja plicata

Height: 80+ ft.


Width: 30 ft.

Shape: Pyramidal

Light needs: Partial sun/shade

Soil needs: Moist

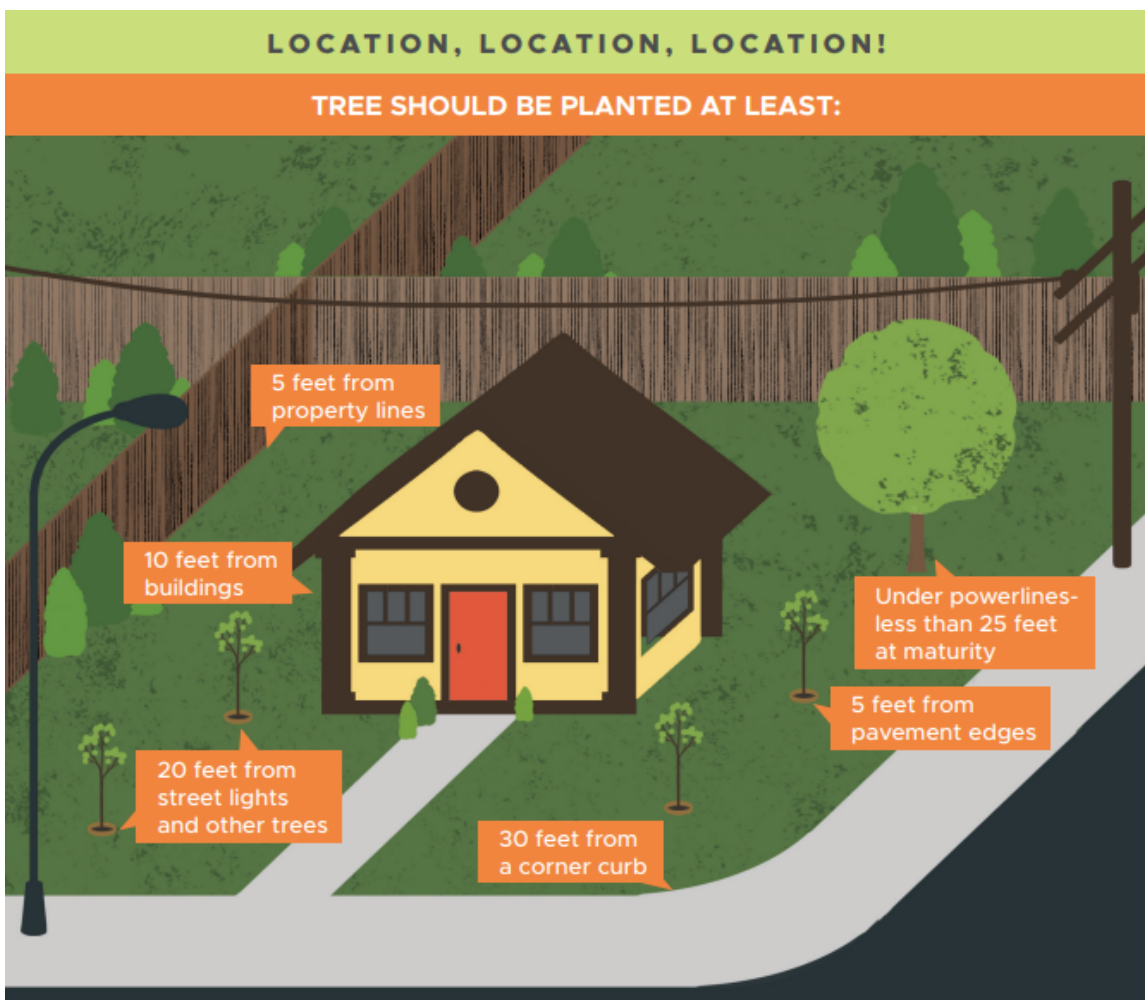
- Native to Washington
- Evergreen tree
- Large tree that provides wildlife habitat
- Known as the 'tree of life' by Coast Salish Indigenous Peoples



CHOOSING THE RIGHT PLACE

Choosing the 'Right Tree, Right Place' is important for the health of your tree. Please take some time to find a good location for your tree before ordering.

- Observe the sun and water patterns in your space. Is your potential planting location in direct sun? Is it shaded for part of the day? Is the ground usually dry or do you find water?
- Note how large your desired tree gets, use google to look at aerial imagery of your property to visualize what a 30+ ft. mature tree will look like in your space
- Ensure planting location has adequate spacing from underground and overhead utilities such as water and sewer lines and backyard power lines. We recommend you call 811, the free service to help you locate utilities



Graphic courtesy of the City of Kirkland, made possible by funding from Washington Department of Ecology

If you need help selecting a tree call, text, or email Maya Klem - maya.klem@kingcd.org; 206-379-5290

